LUMINAIRE PHOTOMETRIC TEST REPORT

Report number:

MANUFACTURER:		
Address:		
NAME: FT100 8W 30D	TYPE:	WEIGHT:
SPECIFICATION:	DIMENSION:	SERIAL No.:

DATA OF LAMP		Imax(cd)	505.9	S/MH(C0/180)	0.62
MODEL		EFFICIENCY(%)	100.0	S/MH(C90/270)	0.21
NOMINAL POWER(W)	10	TOTAL FLUX(lm)	197.20	Voltage(V)	230.3
RATED VOLTAGE(V)	230	EFFICIENCY(lm/W)	18.1	Current(A)	0.088
NOMINAL FLUX(lm)	197.2	η up(%)	1.7	Power(W)	10.88
LAMPS QUANTITY	1	η down(%)	98.3	Power Factor(PF)	0.538
TEST VOLTAGE(V)	230.3	Effictive Flux(lm)	152.2	EEI	0.000(E)

LUMINOUS INTENSITY DISTRIBUTION

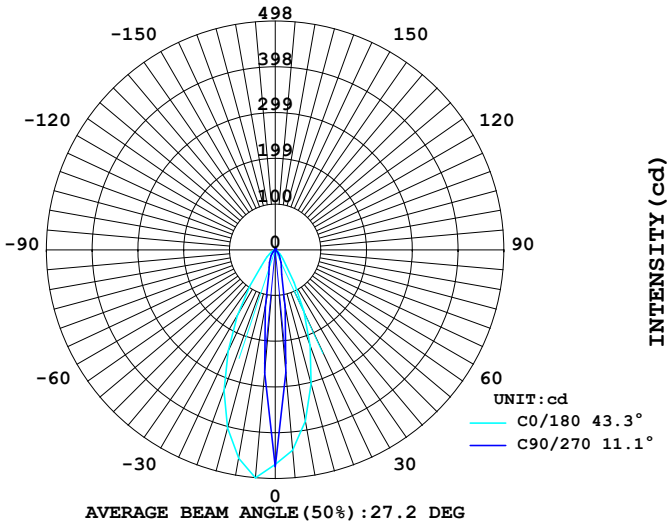

AVERAGE BEAM ANGLE(50%):27.2 DEG

LUMINOUS INTENSITY DISTRIBUTION

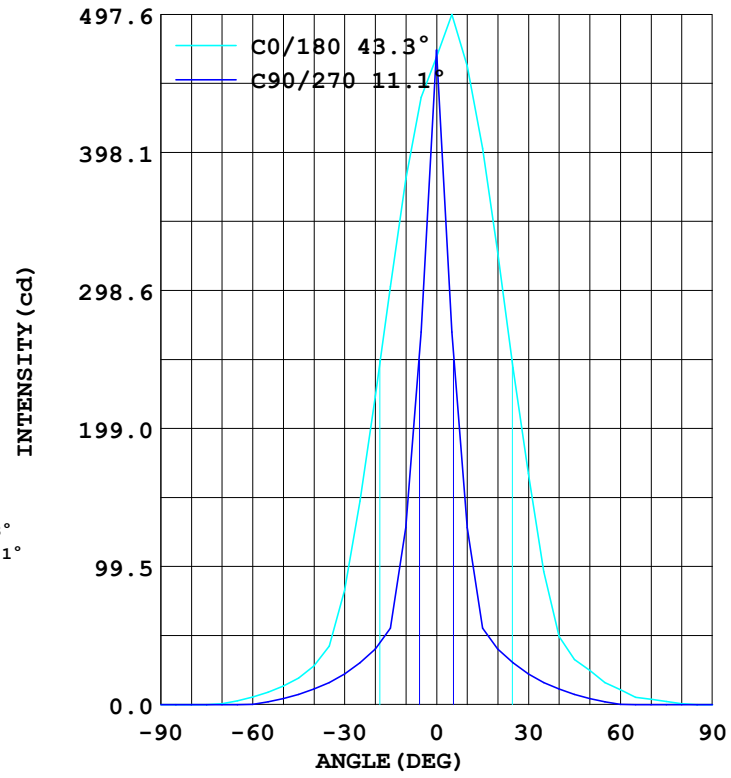

Test System:HopooColor HPG1800
Temperature:25.3DEG
Operators:
Test Date:07-07-2026

Test Set: 5.0deg/s C-Gamma (TYPE C)
Humidity:65.0%
Test Distance:8.300 m
Remarks:

AVERAGE AND CENTER E Figure

Report number:

MANUFACTURER:		
Address:		
NAME: FT100 8W 30D	TYPE:	WEIGHT:
SPECIFICATION:	DIMENSION:	SERIAL No.:

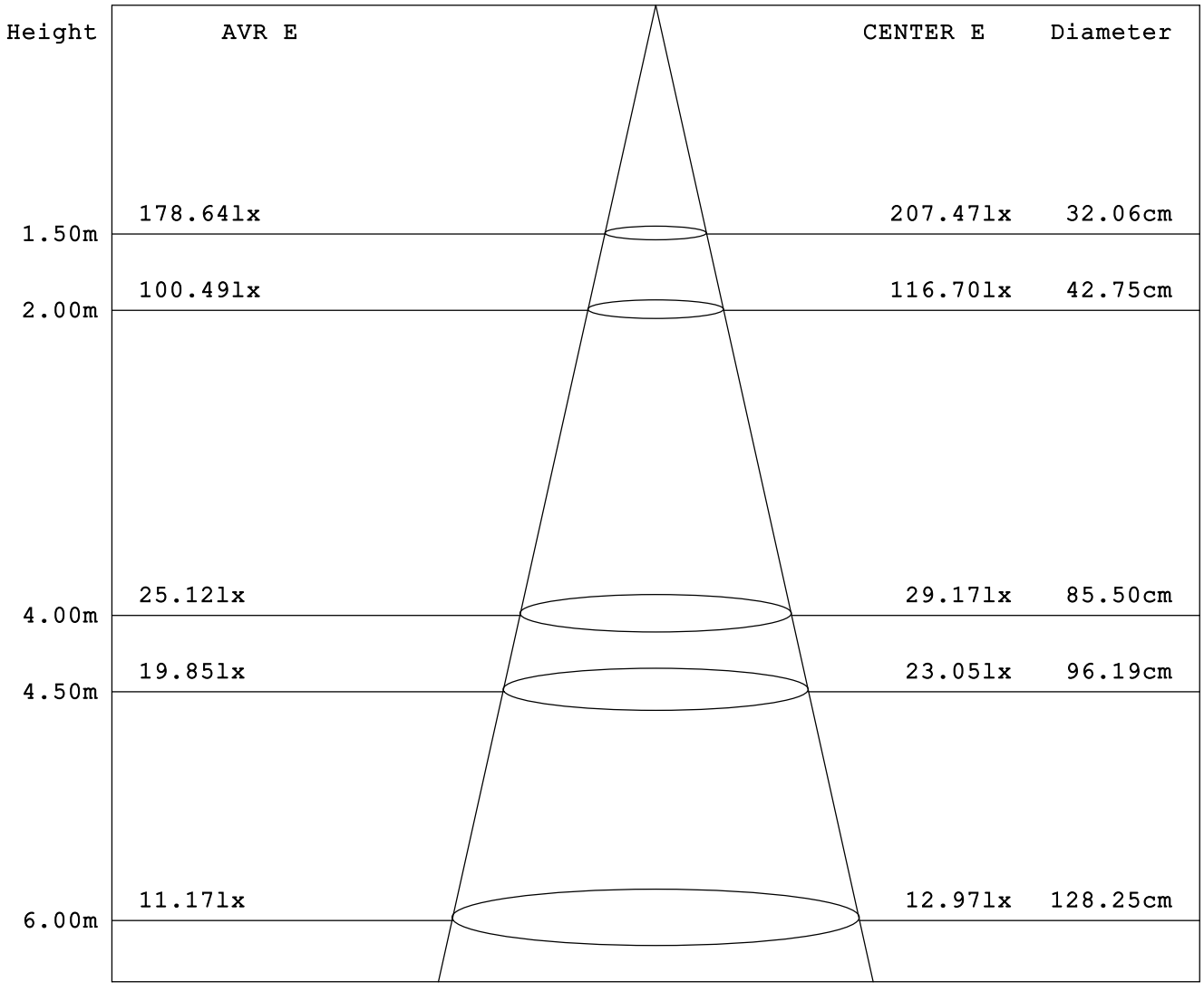

Angle:12.2deg

Test System:HopooColor HPG1800
Temperature:25.3DEG
Operators:
Test Date:07-07-2026

Test Set: 5.0deg/s C-Gamma (TYPE C)
Humidity:65.0%
Test Distance:8.300 m
Remarks:

ZONAL FLUX DIAGRAM

Report number:

MANUFACTURER:		
Address:		
NAME: FT100 8W 30D	TYPE:	WEIGHT:
SPECIFICATION:	DIMENSION:	SERIAL No.:

γ	C0	C90	C180	C270					γ	zone	total
10.0	378.6	127.5	460.3	127.5					0- 10	33.08	33.08
20.0	222.4	40.09	326.2	40.09					10- 20	57.97	91.05
30.0	82.53	21.97	166.4	21.97					20- 30	51.76	142.8
40.0	27.76	11.09	48.98	11.09					30- 40	28.24	171.0
50.0	13.15	4.202	24.52	4.202					40- 50	13.28	184.3
60.0	5.373	0.138	10.81	0.138					50- 60	6.662	191.0
70.0	0.689	0	3.720	0					60- 70	2.254	193.2
80.0	0	0	0.551	0					70- 80	0.607	193.8
90.0	0	0	0	0					80- 90	0.037	193.9
100.0	0	0	0	0					90-100	0	193.9
110.0	0	0	0	0					100-110	0	193.9
120.0	0	0	0	0					110-120	0	193.9
130.0	0	0.896	0	0.896					120-130	0.175	194.0
140.0	0.207	2.204	0	2.204					130-140	0.624	194.7
150.0	1.102	2.686	0.276	2.686					140-150	0.906	195.6
160.0	1.860	2.411	1.033	2.411					150-160	0.846	196.4
170.0	2.204	2.066	1.653	2.066					160-170	0.558	197.0
180.0	2.135	1.722	1.860	1.722					170-180	0.189	197.2
DEG	LUMINOUS INTENSITY:cd									UNIT:lm	

Test System:HopooColor HPG1800
Temperature:25.3DEG
Operators:
Test Date:07-07-2026

Test Set: 5.0deg/s C-Gamma (TYPE C)
Humidity:65.0%
Test Distance:8.300 m
Remarks:

LUMINANCE LIMITATION CURVES

Report number:

MANUFACTURER:		
Address:		
NAME: FT100 8W 30D	TYPE:	WEIGHT:
SPECIFICATION:	DIMENSION:	SERIAL No.:

LUMINANCE LIMITATION CURVES

GLARE	CLASS	ILLUMINANCE (lx)							
1.15	A	2000	1000	500	<=300				
1.50	B		2000	1000	500	<=300			
1.85	C			2000	1000	500	<=300		
2.20	D				2000	1000	500	<=300	
2.55	E					2000	1000	500	<=300
		a	b	c	d	e	f	g	h

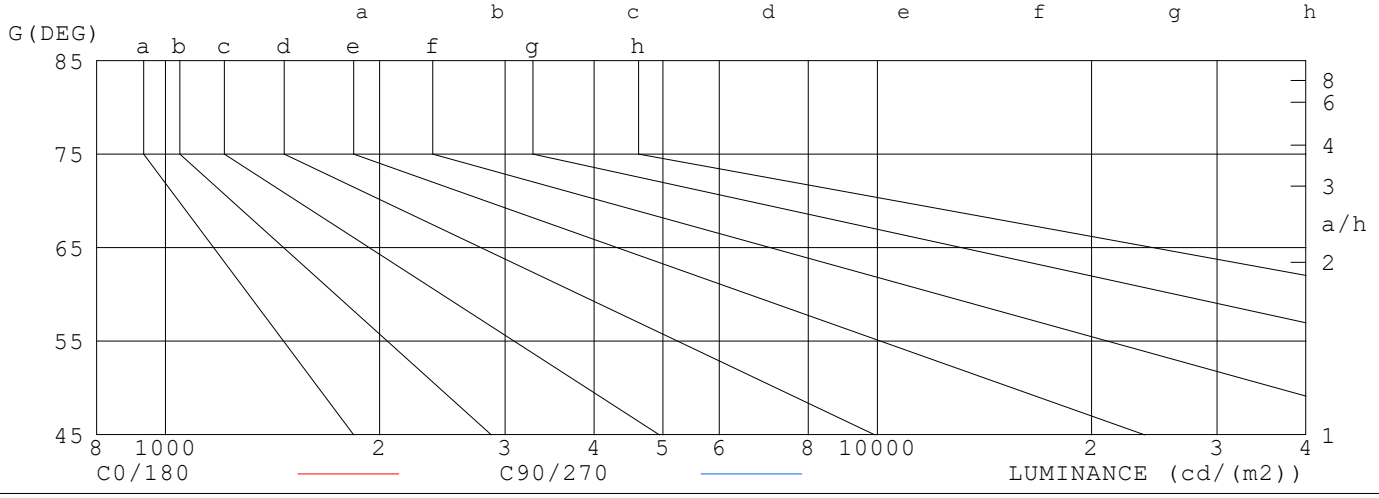

LUMINANCE cd/m2		
G(DEG)	C0/180	C90/270
85	0	0
80	0	0
75	0	0
70	20	0
65	60	0
60	107	3
55	154	35
50	205	65
45	269	101

Test System:HopooColor HPG1800
Temperature:25.3DEG
Operators:
Test Date:07-07-2026

Test Set: 5.0deg/s C-Gamma (TYPE C)
Humidity:65.0%
Test Distance:8.300 m
Remarks:

ISOCANDELA DIAGRAM

Report number:

MANUFACTURER:		
Address:		
NAME: FT100 8W 30D	TYPE:	WEIGHT:
SPECIFICATION:	DIMENSION:	SERIAL No.:

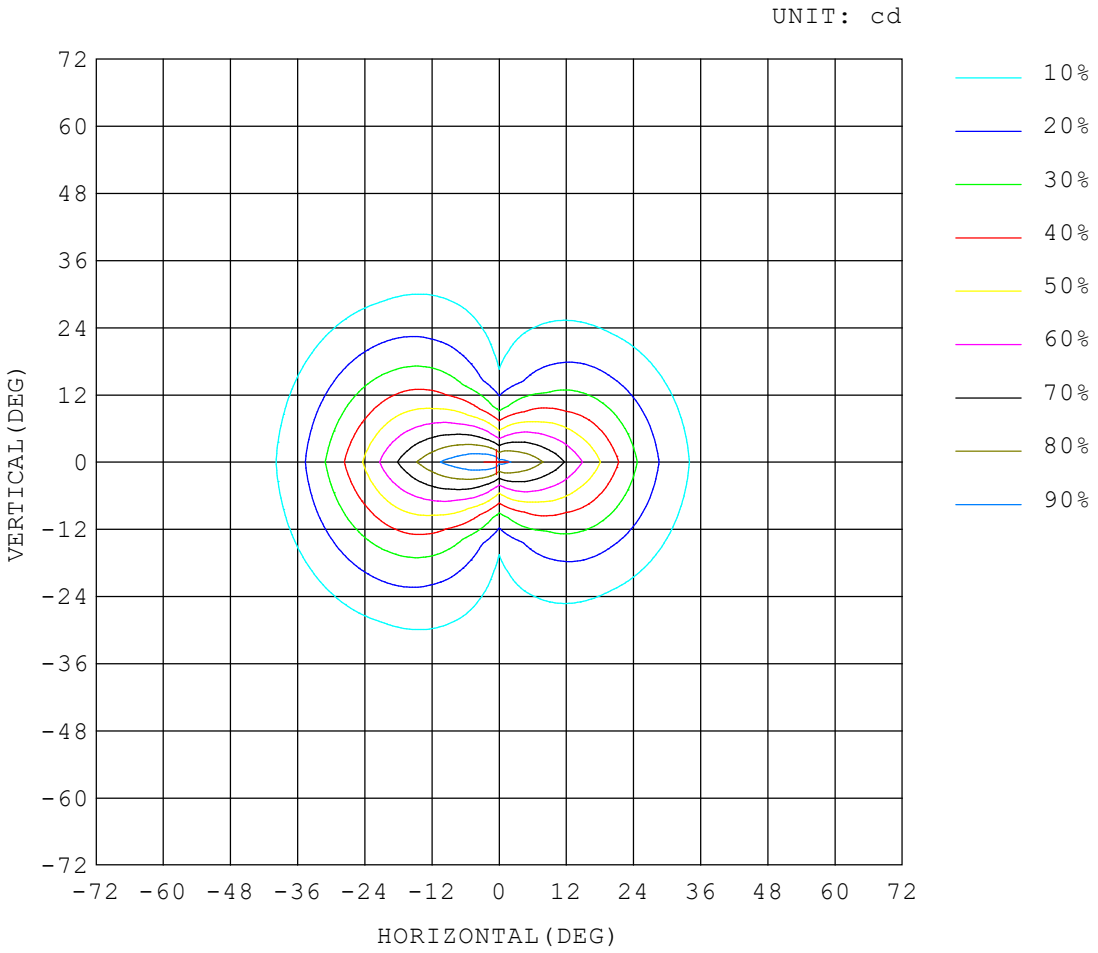

Test System:HopooColor HPG1800
Temperature:25.3DEG
Operators:
Test Date:07-07-2026

Test Set: 5.0deg/s C-Gamma (TYPE C)
Humidity:65.0%
Test Distance:8.300 m
Remarks:

ISOLUX DIAGRAM

Report number:

MANUFACTURER:		
Address:		
NAME: FT100 8W 30D	TYPE:	WEIGHT:
SPECIFICATION:	DIMENSION:	SERIAL No.:

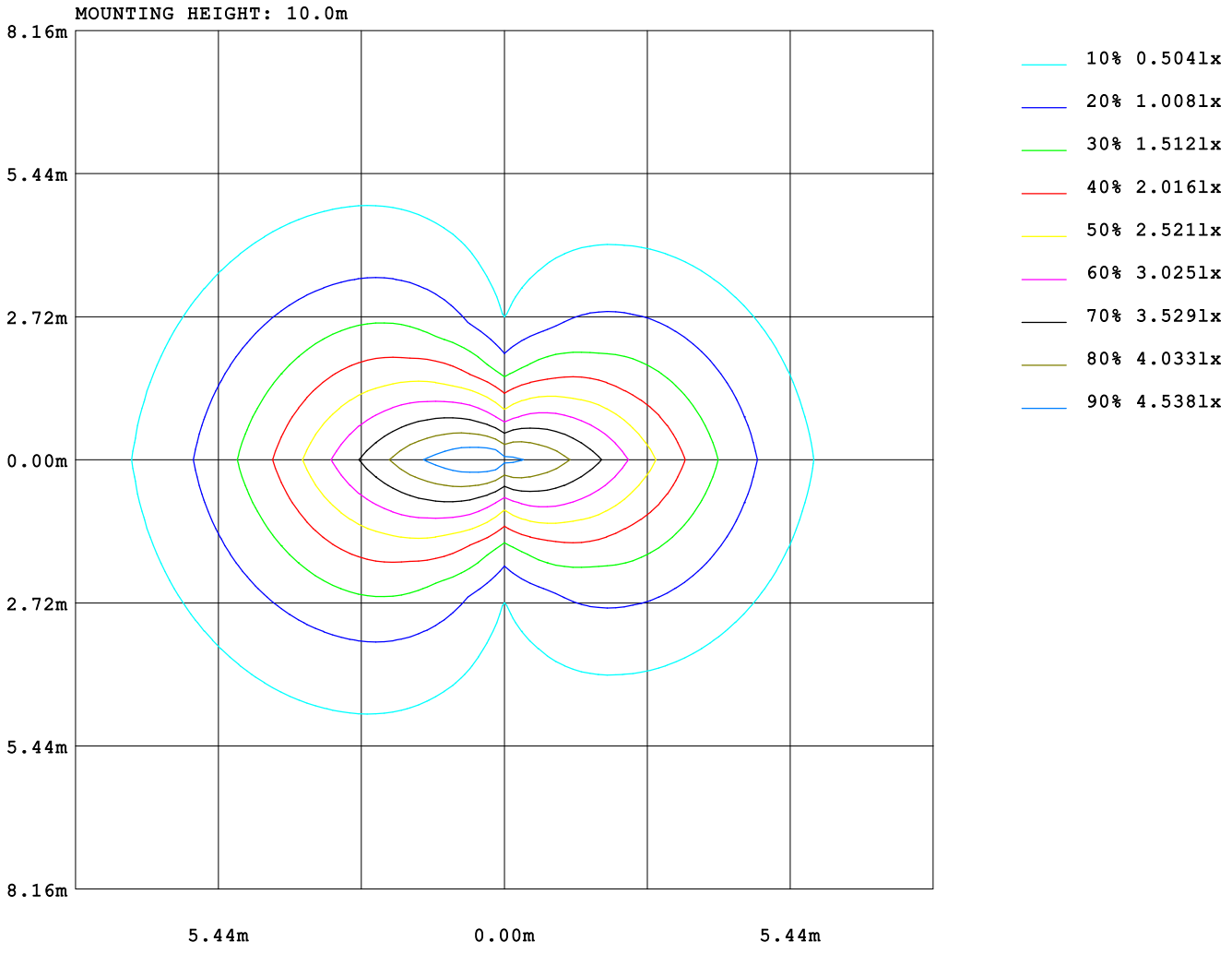

Test System:HopooColor HPG1800
Temperature:25.3DEG
Operators:
Test Date:07-07-2026

Test Set: 5.0deg/s C-Gamma (TYPE C)
Humidity:65.0%
Test Distance:8.300 m
Remarks:

AREA LUMINOUS FLUX

Report number:

MANUFACTURER:		
Address:		
NAME: FT100 8W 30D	TYPE:	WEIGHT:
SPECIFICATION:	DIMENSION:	SERIAL No.:

AREA FLUX DIAGRAM — UNIT:lm

VERTICAL(DEG)	-72	-64	-56	-48	-40	-32	-24	-16	16	24	32	40	48	56	64	72	Φ t	Φ a
72	0.00	0.01	0.01	0.02	0.02	0.02	0.02	0.01	0.00	0.00	0.00	0.00	0.00	0.00	0.00	0.00	0.13	0.00
64	0.00	0.01	0.02	0.03	0.04	0.04	0.04	0.03	0.02	0.01	0.02	0.02	0.02	0.02	0.01	0.00	0.35	0.00
56	0.01	0.02	0.03	0.05	0.08	0.10	0.11	0.11	0.08	0.07	0.08	0.08	0.06	0.04	0.03	0.01	0.99	0.00
48	0.01	0.03	0.06	0.10	0.16	0.21	0.23	0.23	0.19	0.17	0.18	0.16	0.13	0.09	0.06	0.03	2.05	0.00
40	0.02	0.04	0.09	0.17	0.26	0.36	0.46	0.50	0.39	0.33	0.34	0.31	0.23	0.16	0.10	0.05	3.82	0.00
32	0.02	0.06	0.13	0.25	0.40	0.68	1.04	1.14	0.79	0.63	0.73	0.59	0.39	0.25	0.14	0.07	7.35	2.16
24	0.03	0.07	0.17	0.33	0.63	1.33	2.08	2.24	1.46	1.21	1.58	1.25	0.69	0.36	0.20	0.10	13.7	10.9
	0.03	0.09	0.21	0.42	0.97	2.22	3.53	4.05	3.09	2.72	3.08	2.32	1.18	0.49	0.25	0.12	24.8	22.8
	0.03	0.10	0.24	0.49	1.30	3.07	5.18	6.81	7.09	6.46	5.43	3.55	1.70	0.62	0.28	0.13	42.6	40.7
	0.03	0.10	0.24	0.49	1.30	3.07	5.18	6.81	7.09	6.46	5.43	3.55	1.70	0.62	0.28	0.13	42.6	40.7
	0.03	0.09	0.21	0.42	0.97	2.22	3.53	4.05	3.09	2.72	3.08	2.32	1.18	0.49	0.25	0.12	24.8	22.8
-24	0.03	0.07	0.17	0.33	0.63	1.33	2.08	2.24	1.46	1.21	1.58	1.25	0.69	0.36	0.20	0.10	13.7	10.9
-32	0.02	0.06	0.13	0.25	0.40	0.68	1.04	1.14	0.79	0.63	0.73	0.59	0.39	0.25	0.14	0.07	7.35	2.16
-40	0.02	0.04	0.09	0.17	0.26	0.36	0.46	0.50	0.39	0.33	0.34	0.31	0.23	0.16	0.10	0.05	3.82	0.00
-48	0.01	0.03	0.06	0.10	0.16	0.21	0.23	0.23	0.19	0.17	0.18	0.16	0.13	0.09	0.06	0.03	2.05	0.00
-56	0.01	0.02	0.03	0.05	0.08	0.10	0.11	0.11	0.08	0.07	0.08	0.08	0.06	0.04	0.03	0.01	0.99	0.00
-64	0.00	0.01	0.02	0.03	0.04	0.04	0.04	0.03	0.02	0.01	0.02	0.02	0.02	0.02	0.01	0.00	0.35	0.00
-72	0.00	0.01	0.01	0.02	0.02	0.02	0.02	0.01	0.00	0.00	0.00	0.00	0.00	0.00	0.00	0.00	0.13	0.00
Φ t	0.32	0.87	1.97	3.74	7.71	16.0	25.4	30.2	26.2	23.2	22.9	16.5	8.84	4.08	2.12	1.02	0.38	0.07	197	
Φ a	0.00	0.00	0.00	0.00	4.32	13.5	23.0	28.0	23.5	20.4	20.4	14.0	5.86	0.34	0.00	0.00	0.00	0.00		152

HORIZONTAL(DEG)

Test System:HopooColor HPG1800
Temperature:25.3DEG
Operators:
Test Date:07-07-2026

Test Set: 5.0deg/s C-Gamma (TYPE C)
Humidity:65.0%
Test Distance:8.300 m
Remarks:

CU AND LUMINAIRE BUDGETARY ESTIMATE DIAGRAM

Report number:

MANUFACTURER:		
Address:		
NAME: FT100 8W 30D	TYPE:	WEIGHT:
SPECIFICATION:	DIMENSION:	SERIAL No.:

ρcc	80%			70%			50%			30%			10%			0
ρw	50%	30%	10%	50%	30%	10%	50%	30%	10%	50%	30%	10%	50%	30%	10%	0
ρfc	20%			20%			20%			20%			20%			0
RCR	RCR:Room Cavity Ratio			Coefficients of Utilization(CU)												
0.0	1.19	1.19	1.19	1.16	1.16	1.16	1.10	1.10	1.10	1.05	1.05	1.05	1.01	1.01	1.01	.98
1.0	1.10	1.08	1.06	1.08	1.06	1.04	1.04	1.02	1.00	.00	.98	.97	.96	.95	.94	.92
2.0	1.03	.99	.95	1.01	.97	.94	.97	.94	.92	.94	.92	.90	.91	.89	.88	.86
3.0	.96	.91	.87	.94	.90	.86	.92	.88	.85	.89	.86	.83	.87	.84	.82	.80
4.0	.90	.85	.80	.89	.84	.80	.86	.82	.79	.84	.81	.78	.82	.79	.77	.75
5.0	.85	.79	.75	.83	.78	.74	.82	.77	.73	.80	.76	.73	.78	.75	.72	.70
6.0	.80	.74	.70	.79	.73	.69	.77	.72	.69	.76	.71	.68	.74	.71	.68	.66
7.0	.75	.70	.66	.75	.69	.65	.73	.68	.65	.72	.68	.64	.71	.67	.64	.63
8.0	.71	.66	.62	.71	.65	.62	.70	.65	.61	.69	.64	.61	.67	.64	.61	.59
9.0	.68	.62	.58	.67	.62	.58	.66	.61	.58	.65	.61	.58	.64	.60	.58	.56
10.0	.65	.59	.56	.64	.59	.55	.63	.59	.55	.62	.58	.55	.62	.58	.55	.54

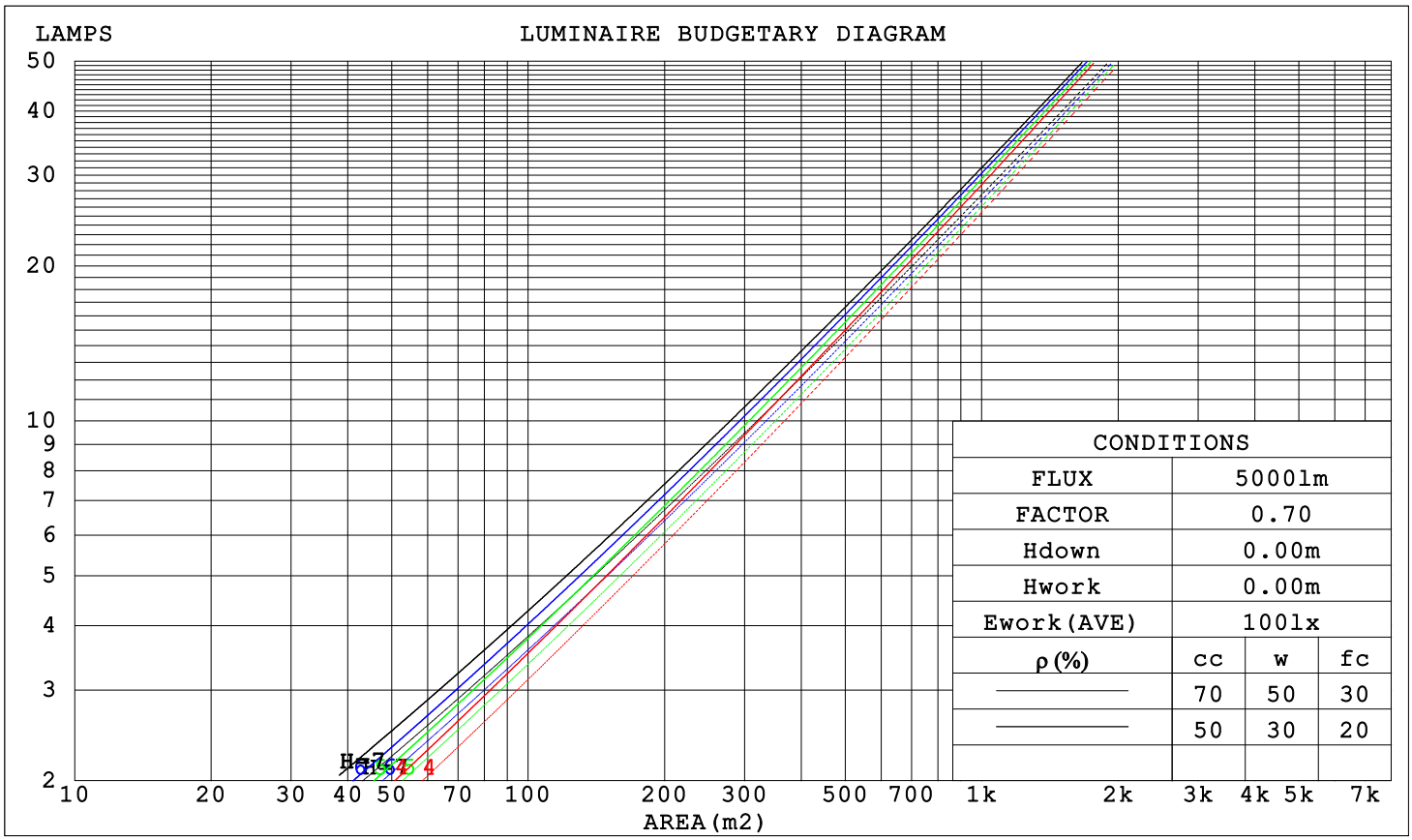

Test System:HopooColor HPG1800
Temperature:25.3DEG
Operators:
Test Date:07-07-2026

Test Set: 5.0deg/s C-Gamma (TYPE C)
Humidity:65.0%
Test Distance:8.300 m
Remarks:

WEC AND CCEC

Report number:

MANUFACTURER:		
Address:		
NAME: FT100 8W 30D	TYPE:	WEIGHT:
SPECIFICATION:	DIMENSION:	SERIAL No.:

ρcc	80%			70%			50%			30%			10%			0
ρw	50%	30%	10%	50%	30%	10%	50%	30%	10%	50%	30%	10%	50%	30%	10%	0
ρfc	20%			20%			20%			20%			20%			0
RCR	RCR:Room Cavity Ratio						Wall Exitance Coeffcients(WEC)									
0.0																
1.0	.177	.101	.032	.170	.097	.031	.157	.090	.029	.144	.083	.027	.133	.077	.025	
2.0	.170	.093	.029	.164	.090	.028	.152	.085	.026	.141	.079	.025	.132	.074	.023	
3.0	.161	.086	.026	.156	.083	.025	.146	.079	.024	.137	.075	.023	.128	.071	.022	
4.0	.153	.079	.023	.148	.077	.023	.139	.074	.022	.132	.071	.021	.124	.067	.021	
5.0	.145	.074	.021	.141	.072	.021	.133	.069	.020	.126	.067	.020	.120	.064	.019	
6.0	.137	.069	.020	.134	.068	.019	.127	.065	.019	.121	.063	.019	.115	.061	.018	
7.0	.131	.065	.018	.128	.064	.018	.122	.062	.018	.116	.060	.017	.111	.058	.017	
8.0	.125	.061	.017	.122	.060	.017	.117	.058	.017	.112	.057	.016	.107	.055	.016	
9.0	.119	.058	.016	.117	.057	.016	.112	.055	.016	.107	.054	.015	.103	.052	.015	
10.0	.114	.055	.015	.112	.054	.015	.107	.053	.015	.103	.051	.015	.099	.050	.014	

ρcc	80%			70%			50%			30%			10%			0
ρw	50%	30%	10%	50%	30%	10%	50%	30%	10%	50%	30%	10%	50%	30%	10%	0
ρfc	20%			20%			20%			20%			20%			0
RCR	RCR:Room Cavity Ratio						Ceiling Cavity Exitance Coefficients(CCEC)									
0.0	.203	.203	.203	.174	.174	.174	.119	.119	.119	.068	.068	.068	.022	.022	.022	
1.0	.184	.170	.158	.157	.146	.136	.108	.100	.094	.062	.058	.055	.020	.019	.018	
2.0	.169	.145	.126	.145	.125	.109	.099	.087	.076	.057	.050	.044	.018	.016	.014	
3.0	.156	.127	.103	.134	.109	.089	.092	.076	.062	.053	.044	.037	.017	.014	.012	
4.0	.146	.112	.086	.125	.097	.075	.086	.067	.052	.050	.039	.031	.016	.013	.010	
5.0	.137	.100	.073	.118	.087	.064	.081	.061	.045	.047	.036	.027	.015	.012	.009	
6.0	.130	.091	.063	.111	.079	.055	.077	.055	.039	.045	.032	.023	.014	.011	.008	
7.0	.123	.083	.056	.106	.072	.049	.073	.051	.034	.042	.030	.020	.014	.010	.007	
8.0	.117	.077	.050	.101	.067	.043	.070	.047	.031	.041	.028	.018	.013	.009	.006	
9.0	.112	.072	.045	.096	.062	.039	.067	.044	.028	.039	.026	.017	.013	.008	.005	
10.0	.107	.067	.041	.092	.059	.036	.064	.041	.025	.037	.024	.015	.012	.008	.005	

Test System:HopooColor HPG1800
Temperature:25.3DEG
Operators:
Test Date:07-07-2026

Test Set: 5.0deg/s C-Gamma (TYPE C)
Humidity:65.0%
Test Distance:8.300 m
Remarks:

Uncorrected UGR Table

Report number:

MANUFACTURER:		
Address:		
NAME: FT100 8W 30D	TYPE:	WEIGHT:
SPECIFICATION:	DIMENSION:	SERIAL No.:

ceiling/cavity	0.7	0.7	0.5	0.5	0.3	0.7	0.7	0.5	0.5	0.3
walls	0.5	0.3	0.5	0.3	0.3	0.5	0.3	0.5	0.3	0.3
working plane	0.2	0.2	0.2	0.2	0.2	0.2	0.2	0.2	0.2	0.2
Room dimensions	Viewed crosswise					Viewed endwise				
x = 2H y = 2H	1.6	2.5	1.9	2.7	2.9	-2.5	-1.6	-2.2	-1.4	-1.2
3H	1.5	2.4	1.8	2.6	2.8	-2.6	-1.8	-2.4	-1.6	-1.3
4H	1.4	2.2	1.7	2.5	2.7	-2.7	-1.9	-2.4	-1.7	-1.4
6H	1.3	2.1	1.7	2.4	2.6	-2.8	-2.1	-2.5	-1.8	-1.5
8H	1.3	2.0	1.6	2.3	2.6	-2.9	-2.2	-2.5	-1.9	-1.6
12H	1.2	1.9	1.6	2.2	2.5	-2.9	-2.2	-2.6	-1.9	-1.6
4H 2H	1.4	2.2	1.7	2.5	2.7	-2.4	-1.6	-2.1	-1.4	-1.1
3H	1.3	2.0	1.7	2.3	2.6	-2.6	-1.9	-2.3	-1.6	-1.3
4H	1.2	1.8	1.6	2.2	2.5	-2.7	-2.1	-2.3	-1.8	-1.4
6H	1.1	1.7	1.5	2.0	2.4	-2.8	-2.3	-2.4	-1.9	-1.5
8H	1.1	1.6	1.5	2.0	2.4	-2.9	-2.4	-2.4	-2.0	-1.6
12H	1.0	1.5	1.4	1.9	2.3	-2.9	-2.5	-2.5	-2.0	-1.6
8H 4H	1.1	1.6	1.5	2.0	2.4	-2.9	-2.4	-2.4	-2.0	-1.6
6H	1.0	1.4	1.4	1.8	2.2	-3.0	-2.5	-2.5	-2.1	-1.7
8H	0.9	1.3	1.4	1.7	2.2	-3.0	-2.7	-2.5	-2.2	-1.7
12H	0.8	1.2	1.3	1.6	2.1	-3.1	-2.8	-2.6	-2.3	-1.8
12H 4H	1.0	1.5	1.4	1.9	2.3	-2.9	-2.4	-2.5	-2.0	-1.6
6H	0.9	1.3	1.4	1.7	2.2	-3.0	-2.7	-2.5	-2.2	-1.7
8H	0.8	1.2	1.3	1.6	2.1	-3.1	-2.8	-2.6	-2.3	-1.8
Variations with the observer position at spacings:										
S = 1.0H	+ 2.1 / - 2.6					+ 2.6 / - 8.1				
1.5H	+ 2.8 / - 3.2					+ 2.1 / - 4.1				
2.0H	+ 4.3 / - 5.4					+ 3.7 / -14.4				

CIE Pub.117 Corrected 197.2 lm Total Lamp Luminous Flux.(8log(F/F0) = -5.6)

Test System:HopooColor HPG1800
Temperature:25.3DEG
Operators:
Test Date:07-07-2026

Test Set: 5.0deg/s C-Gamma (TYPE C)
Humidity:65.0%
Test Distance:8.300 m
Remarks:

UTILIZATION FACTORS TABLE

Report number:

MANUFACTURER:		
Address:		
NAME: FT100 8W 30D	TYPE:	WEIGHT:
SPECIFICATION:	DIMENSION:	SERIAL No.:

REFLECTANCE										
Ceiling	0.8	0.8	0.8	0.7	0.7	0.7	0.5	0.5	0.5	0
Walls	0.7	0.5	0.3	0.7	0.5	0.3	0.7	0.5	0.3	0
Working plane	0.2	0.2	0.2	0.2	0.2	0.2	0.2	0.2	0.2	0
ROOM INDEX	UTILIZATION FACTORS(PERCENT) k(RI) x RCR = 5									
k = 0.60	83	76	72	83	76	72	82	75	72	68
0.80	91	85	80	90	84	80	89	83	80	76
1.00	96	90	86	95	90	86	93	89	85	81
1.25	101	95	91	99	94	91	97	93	90	85
1.50	104	98	95	102	98	94	100	96	93	88
2.00	107	102	99	105	101	98	102	99	96	90
2.50	109	105	101	107	103	100	104	101	98	92
3.00	110	107	104	109	105	103	105	102	100	93
4.00	113	110	107	110	108	106	106	104	103	95
5.00	114	111	109	112	110	108	107	106	104	96
ROOM INDEX	UF(total)									Direct
According to DIN EN 13032-2 2004				Suspended					SHRNOM = 1.25	

Test System:HopooColor HPG1800 Test Set: 5.0deg/s C-Gamma (TYPE C)
Temperature:25.3DEG Humidity:65.0%
Operators: Test Distance:8.300 m
Test Date:07-07-2026 Remarks:

ISOCANDELA DIAGRAM

Report number:

MANUFACTURER:		
Address:		
NAME: FT100 8W 30D	TYPE:	WEIGHT:
SPECIFICATION:	DIMENSION:	SERIAL No.:

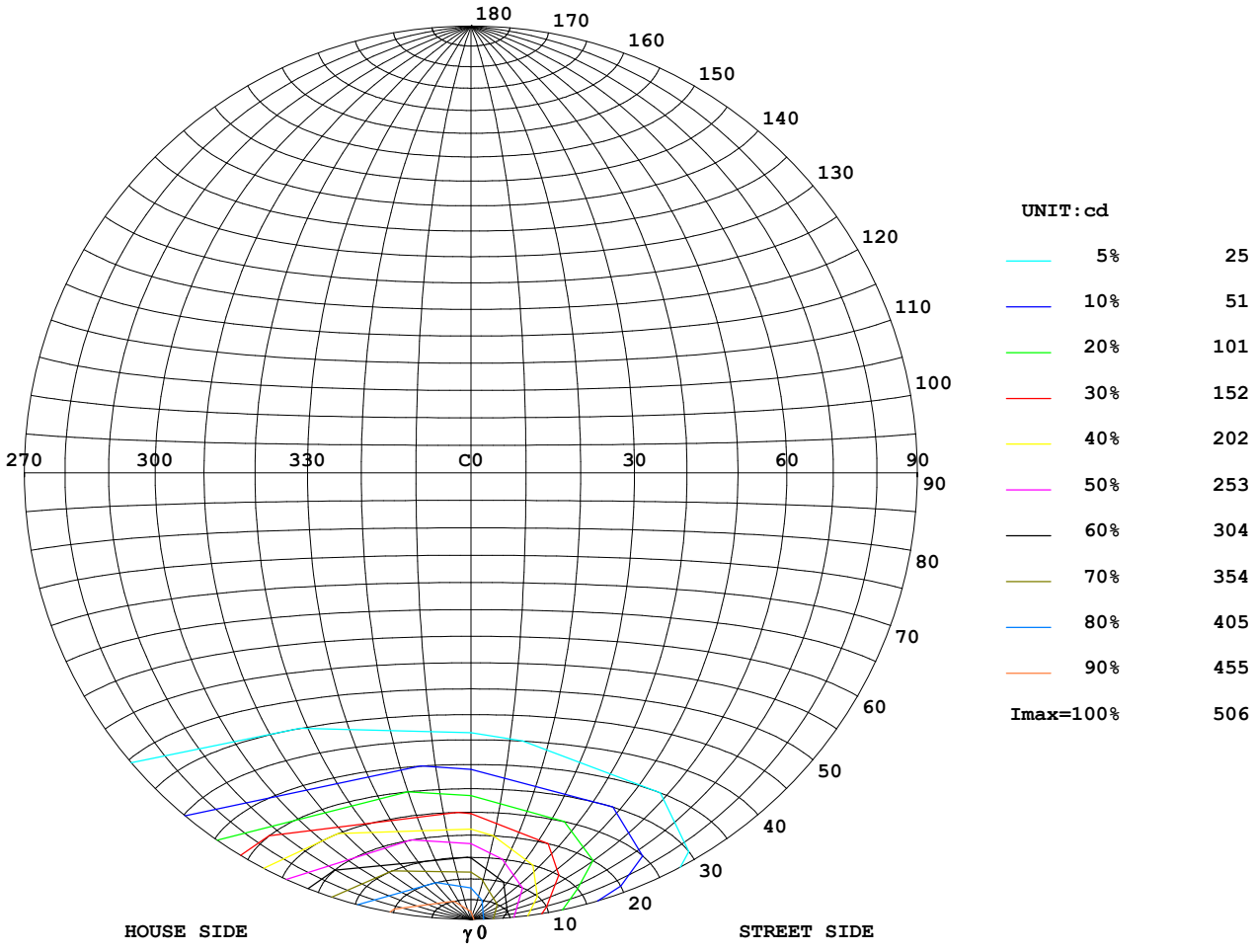

Test System:HopooColor HPG1800
Temperature:25.3DEG
Operators:
Test Date:07-07-2026

Test Set: 5.0deg/s C-Gamma (TYPE C)
Humidity:65.0%
Test Distance:8.300 m
Remarks:

ISOLUX DIAGRAM

Report number:

MANUFACTURER:		
Address:		
NAME: FT100 8W 30D	TYPE:	WEIGHT:
SPECIFICATION:	DIMENSION:	SERIAL No.:

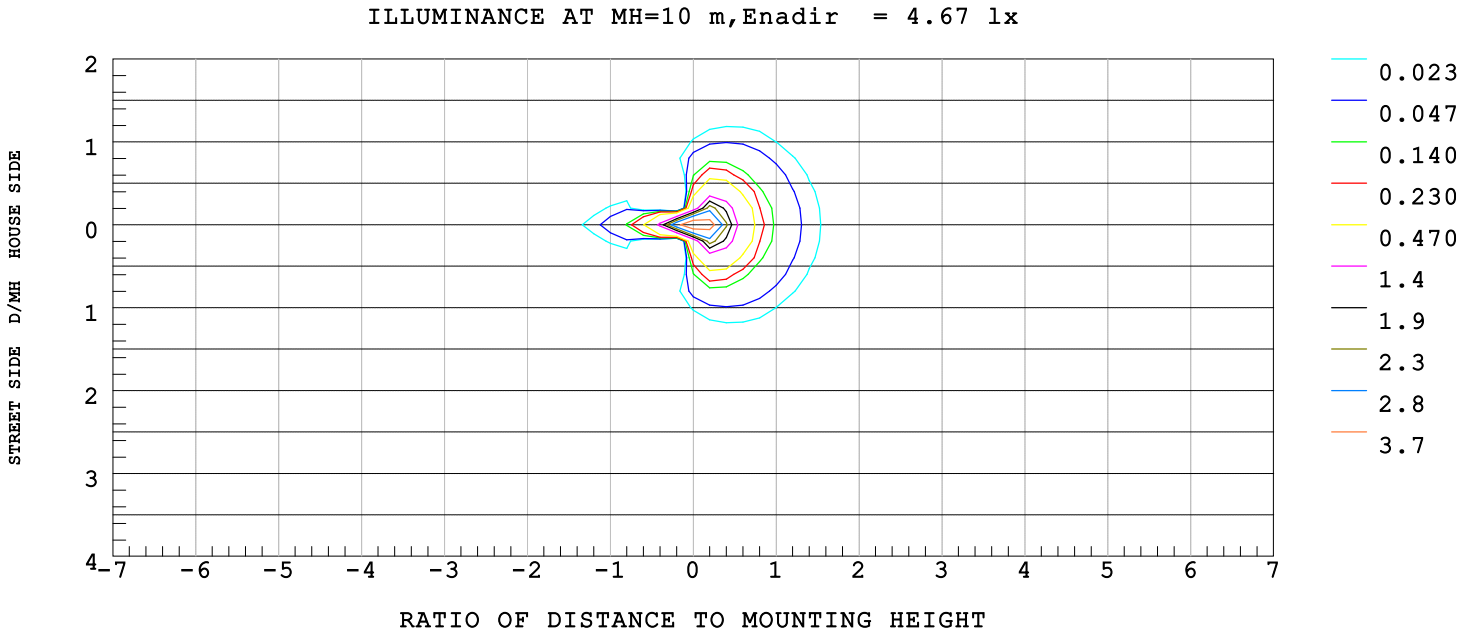

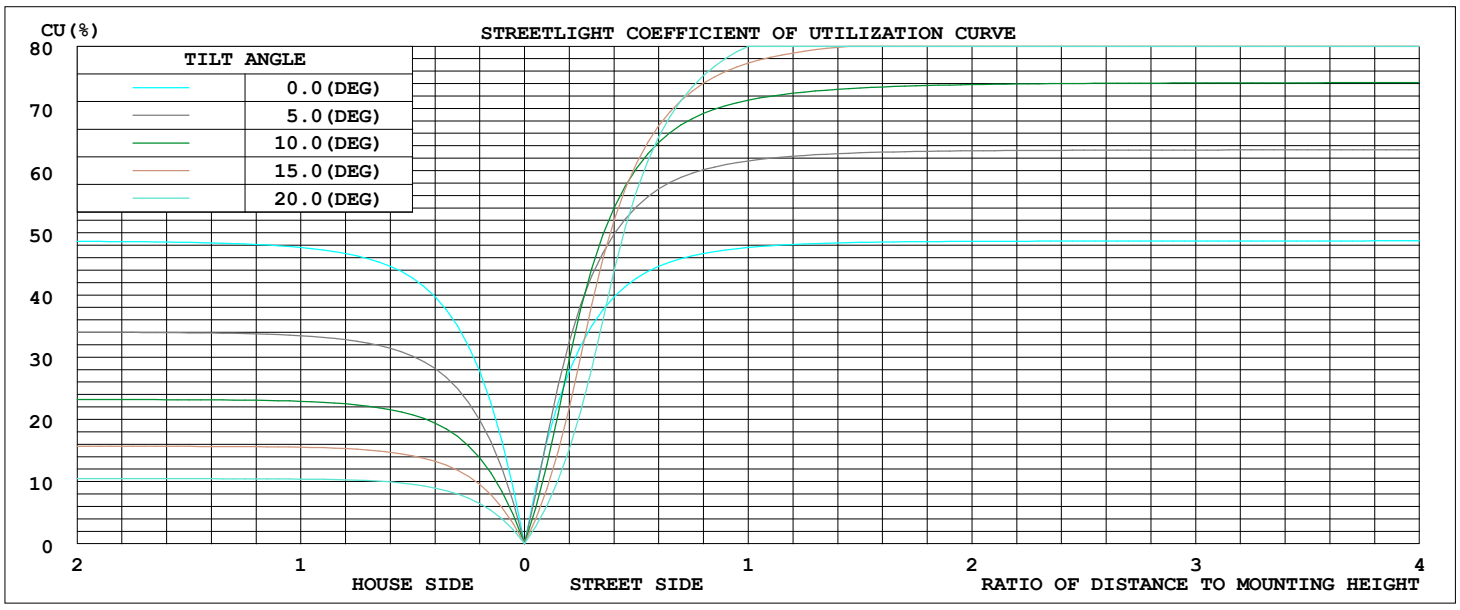

Test System:HopooColor HPG1800 Test Set: 5.0deg/s C-Gamma (TYPE C)
Temperature:25.3DEG Humidity:65.0%
Operators: Test Distance:8.300 m
Test Date:07-07-2026 Remarks:

ISOCANDELA DIAGRAM

Report number:

MANUFACTURER:		
Address:		
NAME: FT100 8W 30D	TYPE:	WEIGHT:
SPECIFICATION:	DIMENSION:	SERIAL No.:

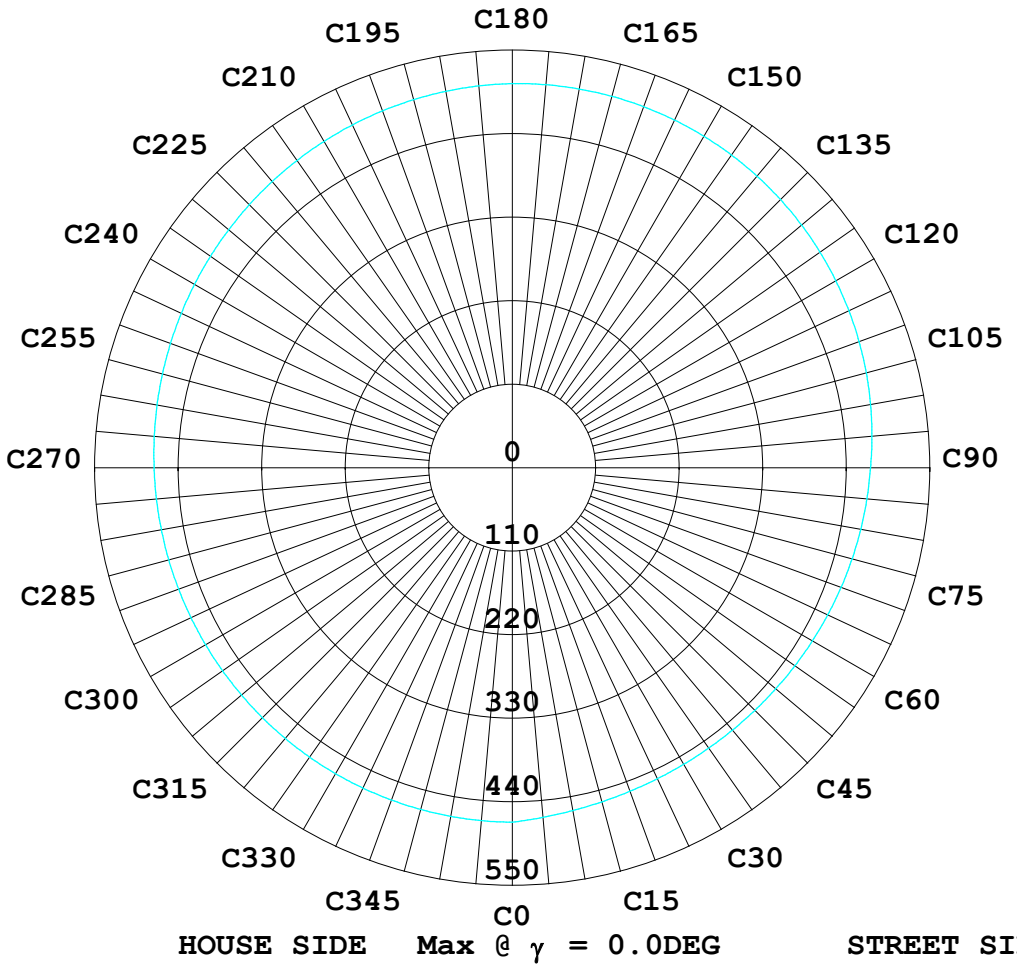

Test System:HopooColor HPG1800
Temperature:25.3DEG
Operators:
Test Date:07-07-2026

Test Set: 5.0deg/s C-Gamma (TYPE C)
Humidity:65.0%
Test Distance:8.300 m
Remarks:

LUMINOUS DISTRIBUTION INTENSITY DATA

Report number:

MANUFACTURER:		
Address:		
NAME: FT100 8W 30D	TYPE:	WEIGHT:
SPECIFICATION:	DIMENSION:	SERIAL No.:

UNIT: cd

γ (DEG) \ C(DEG)	0	90	180	270
0.0	467	472	506	472
5.0	438	269	498	269
10.0	379	128	460	128
15.0	301	55.1	401	55.1
20.0	222	40.0	326	40.0
25.0	147	30.0	243	30.0
30.0	82.5	21.9	166	21.9
35.0	42.2	15.8	95.8	15.8
40.0	27.7	11.0	48.9	11.0
45.0	19.0	7.16	32.5	7.16
50.0	13.1	4.20	24.5	4.20
55.0	8.81	1.99	15.7	1.99
60.0	5.37	0.14	10.8	0.14
65.0	2.54	0.00	5.30	0.00
70.0	0.69	0.00	3.72	0.00
75.0	0.00	0.00	2.13	0.00
80.0	0.00	0.00	0.55	0.00
85.0	0.00	0.00	0.00	0.00
90.0	0.00	0.00	0.00	0.00
95.0	0.00	0.00	0.00	0.00
100.0	0.00	0.00	0.00	0.00
105.0	0.00	0.00	0.00	0.00
110.0	0.00	0.00	0.00	0.00
115.0	0.00	0.00	0.00	0.00
120.0	0.00	0.00	0.00	0.00
125.0	0.00	0.34	0.00	0.34
130.0	0.00	0.90	0.00	0.90
135.0	0.00	1.65	0.00	1.65
140.0	0.21	2.20	0.00	2.20
145.0	0.69	2.61	0.00	2.61
150.0	1.10	2.68	0.28	2.68
155.0	1.51	2.61	0.69	2.61
160.0	1.86	2.41	1.03	2.41
165.0	2.06	2.20	1.44	2.20
170.0	2.20	2.06	1.65	2.06
175.0	2.20	1.99	1.79	1.99
180.0	2.13	1.72	1.86	1.72

Test System:HopooColor HPG1800 Test Set: 5.0deg/s C-Gamma (TYPE C)
Temperature:25.3DEG Humidity:65.0%
Operators: Test Distance:8.300 m
Test Date:07-07-2026 Remarks: